

Note d'information

18.0013

DATE : 21 SEPTEMBRE 2018



INFO-PRODUITS

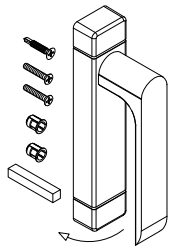
SERIE :

CP45

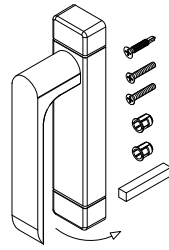
CREATION

Nouvelles offres poignées

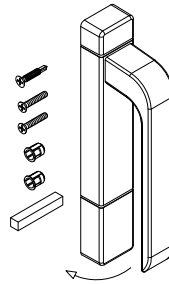
022.5476.PA



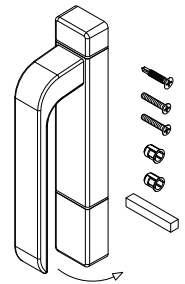
022.5477.PA



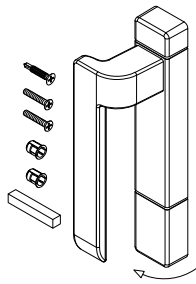
022.5478.PA



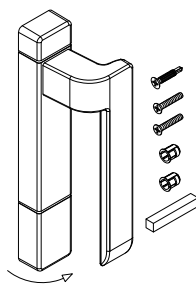
022.5479.PA



022.5480.PA



022.5481.PA

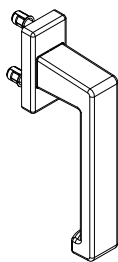


022.5481.PA

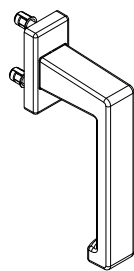


Pour 062.7105.--
& 062.7129.--.

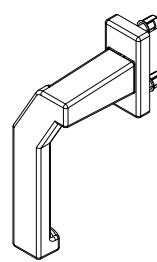
022.5486.PA



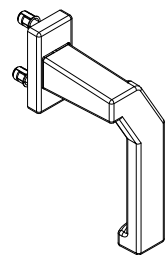
022.5487.PA



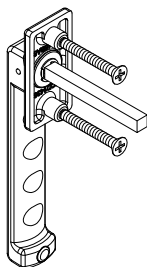
022.5489.PA



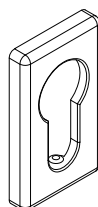
022.5490.PA



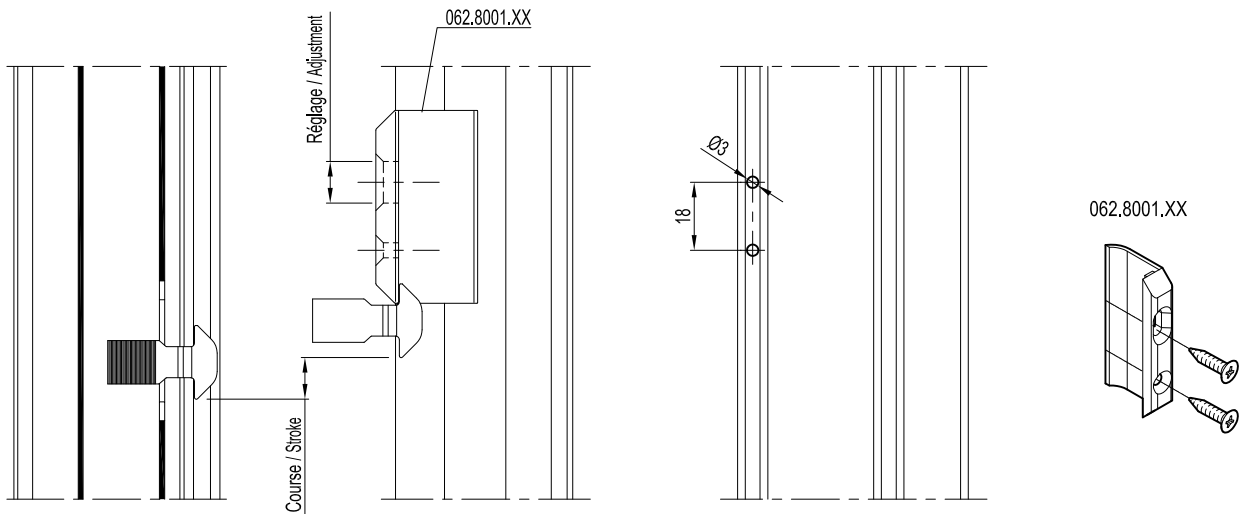
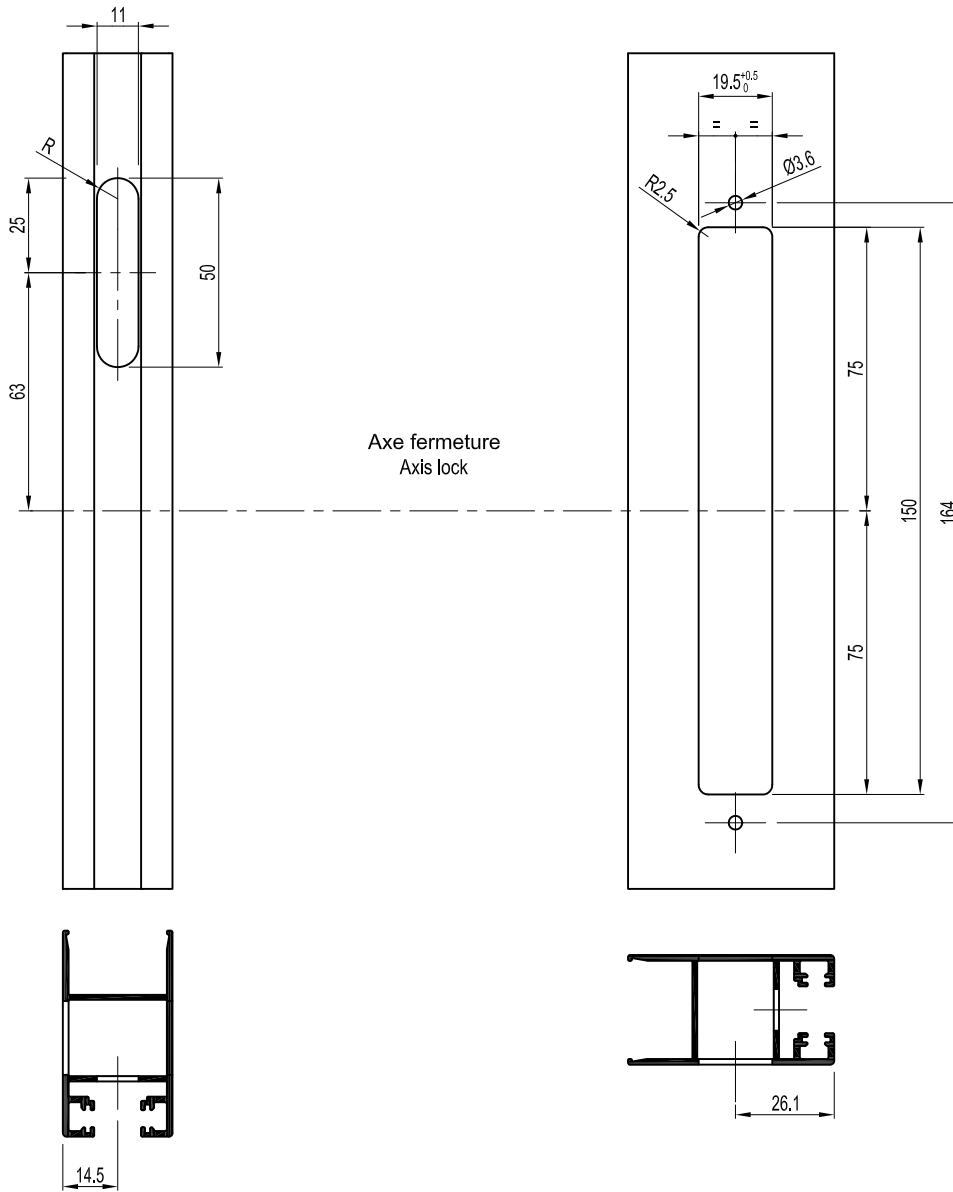
022.5488.PA



022.5491.PA



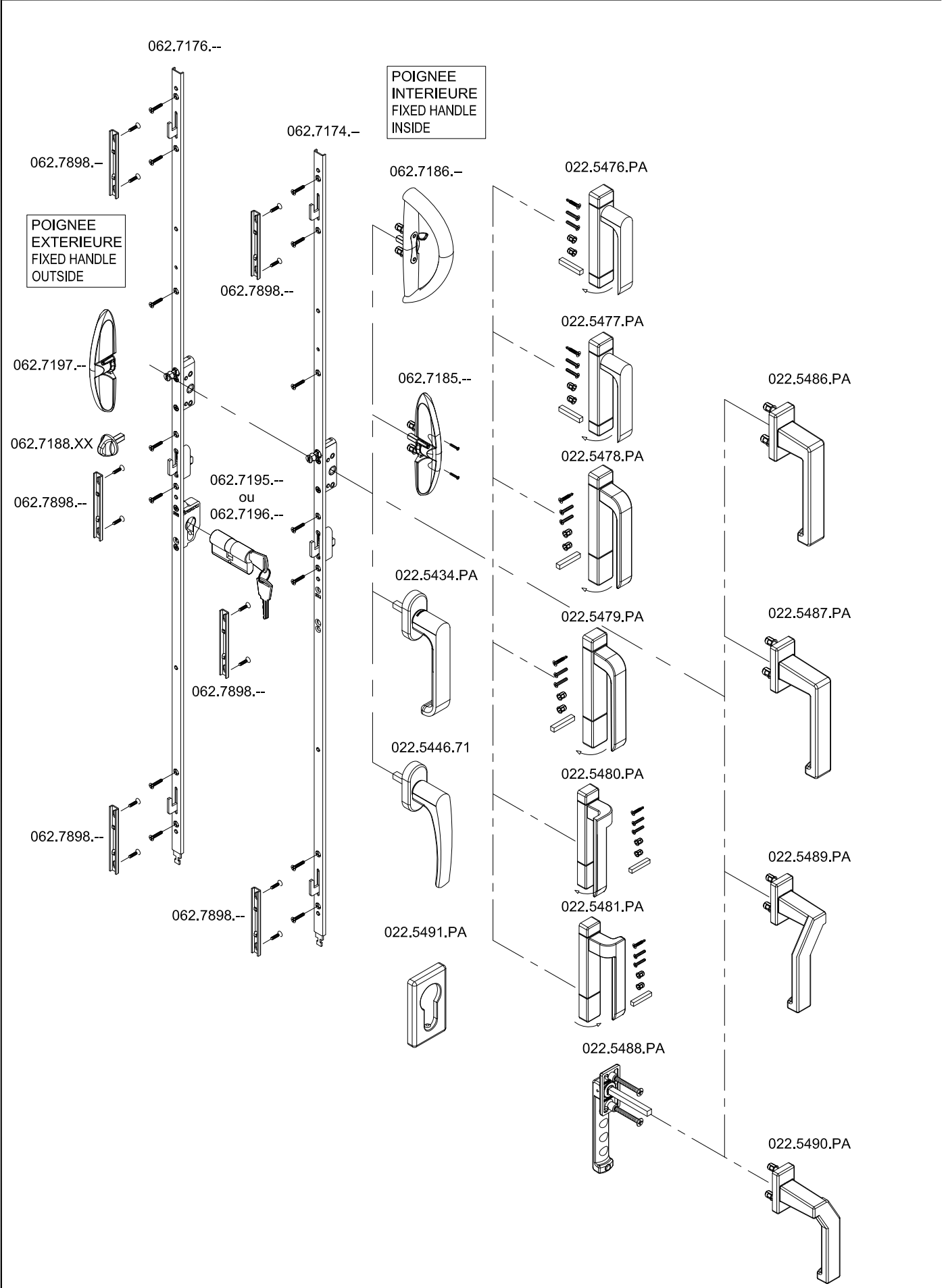
Usinage du montant / Vent processing



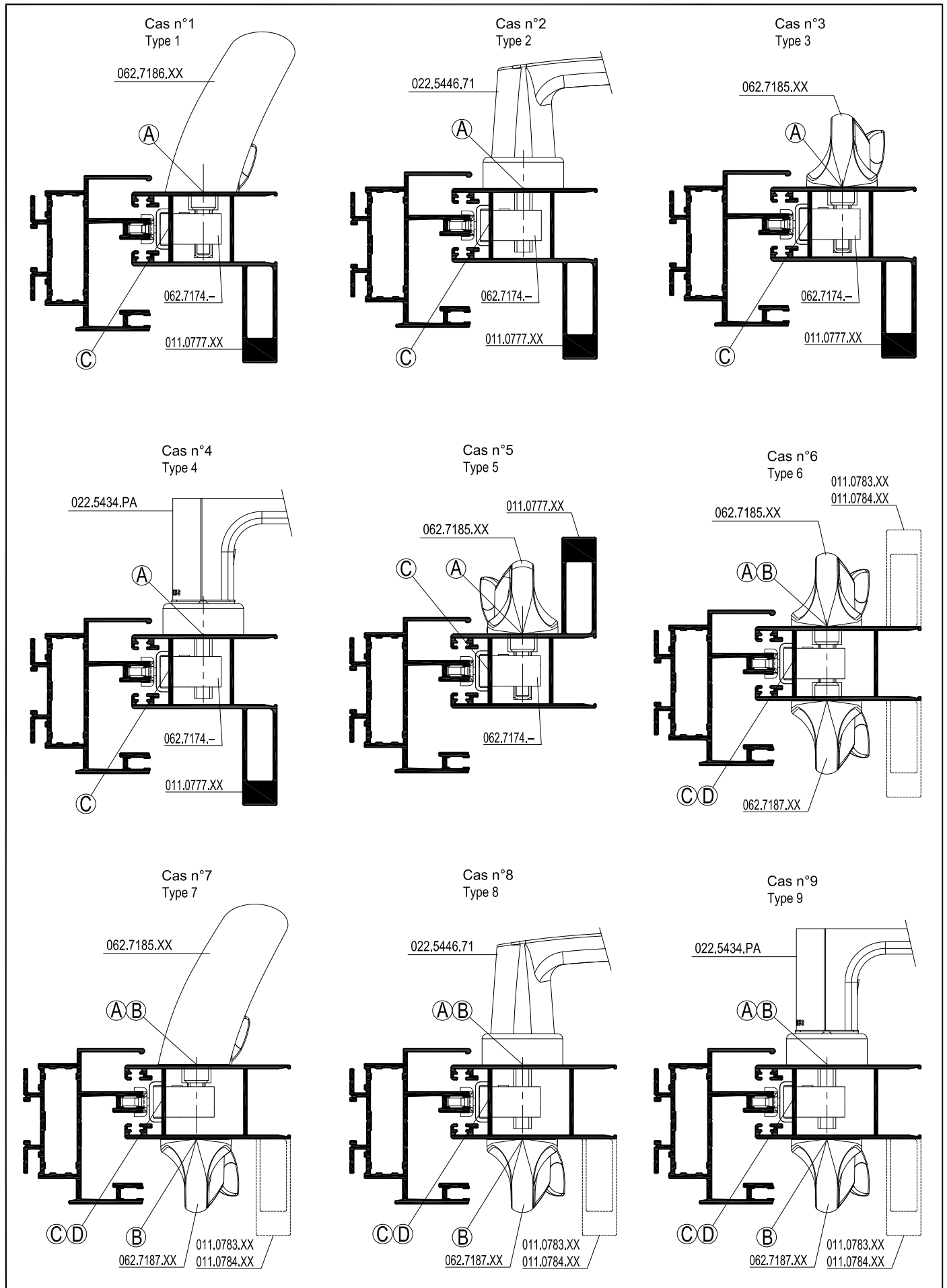
Montage gâche / Receiver assembly

MATRICE GUIDEE MULTIFONCTIONNELLE
MULTIFUNCTIONAL PUNCH TOOL 097.L300.00

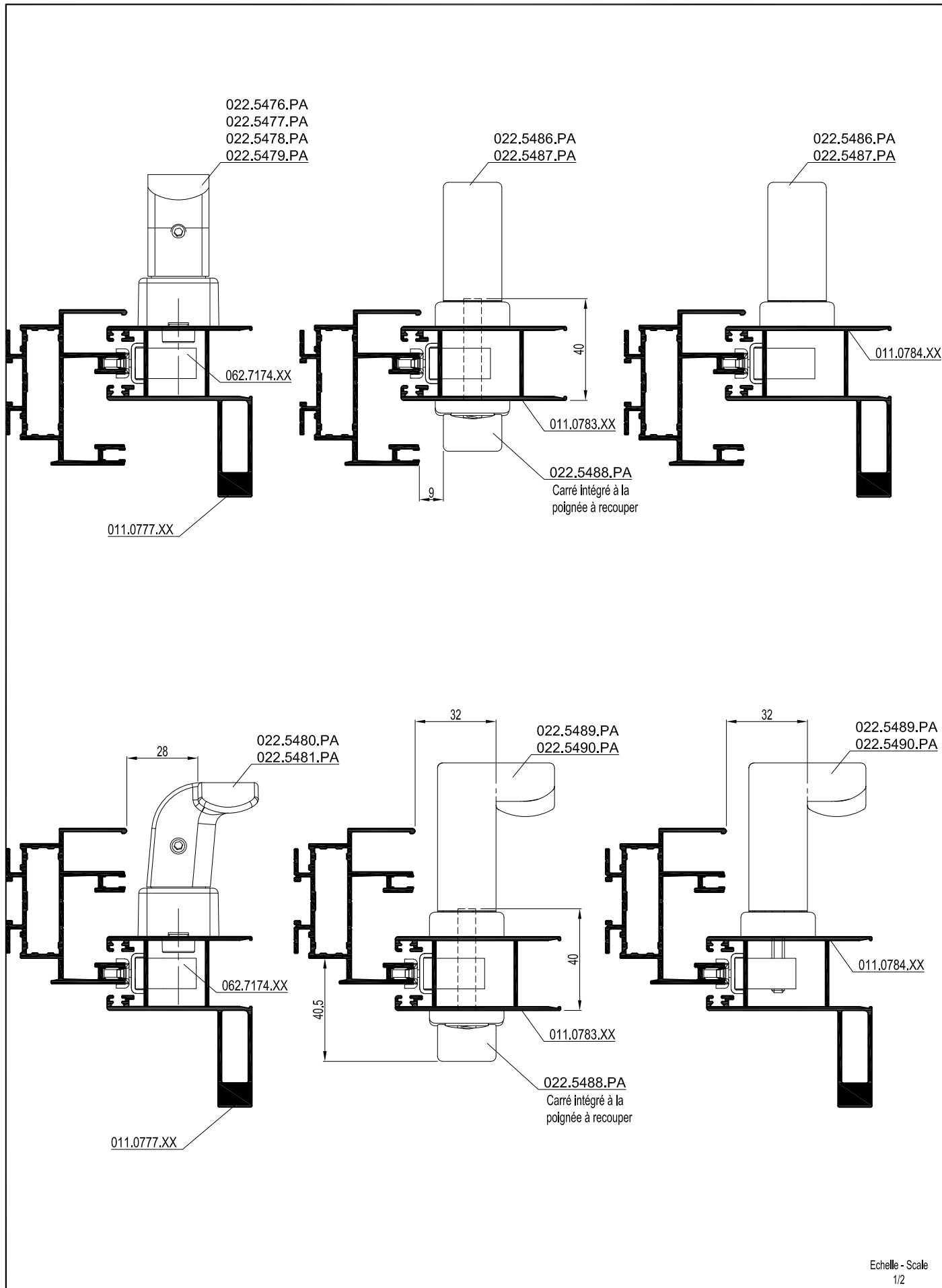
Info-produits 18-0013



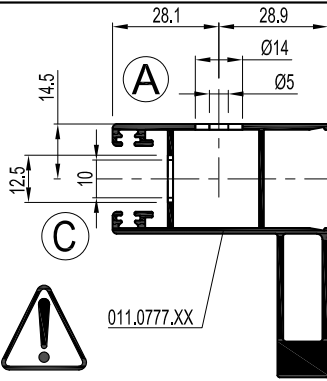
Intérieur / Inside		Feuilleure / Rebate	Extérieur / Outside	Profiles/ Profils
Montage coté sans renfort Mounting of the side without reinforcement	Montage coté avec renfort Mounting of the side with reinforcement			
062.7186.XX 		062.7174.- SANS CYLINDRE without cylinder + 062.7898.-- 3 x + 062.7185.XX 		011.0783.XX
062.7185.XX 	011.0784.XX 			
022.5434.PA 	062.7185.XX 	062.7176.- AVEC CYLINDRE with cylinder + 062.7898.-- 3 x + 062.7195.-- ou 062.7196.-- + 062.7188.XX 	062.7187.XX 	011.0783.XX
022.5446.71 			062.7188.XX 	011.0784.XX



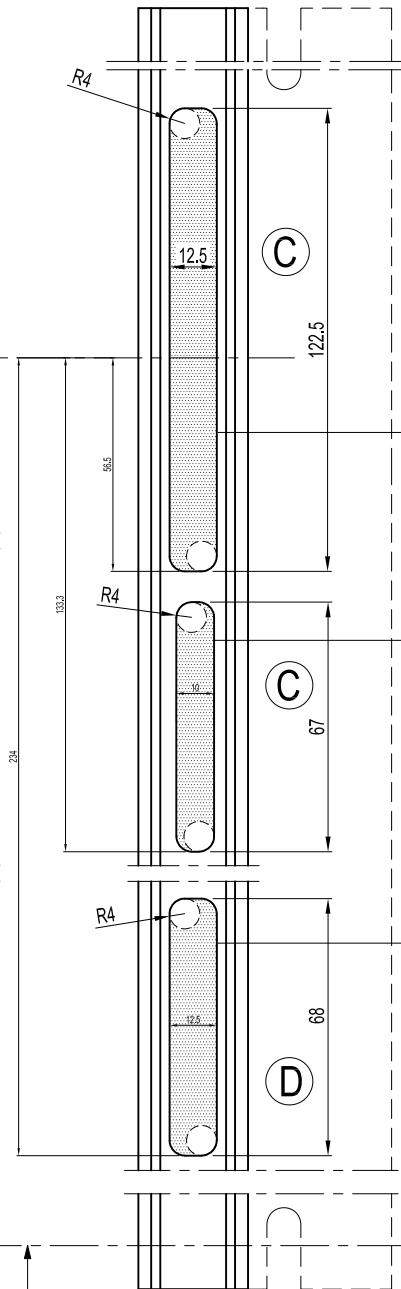
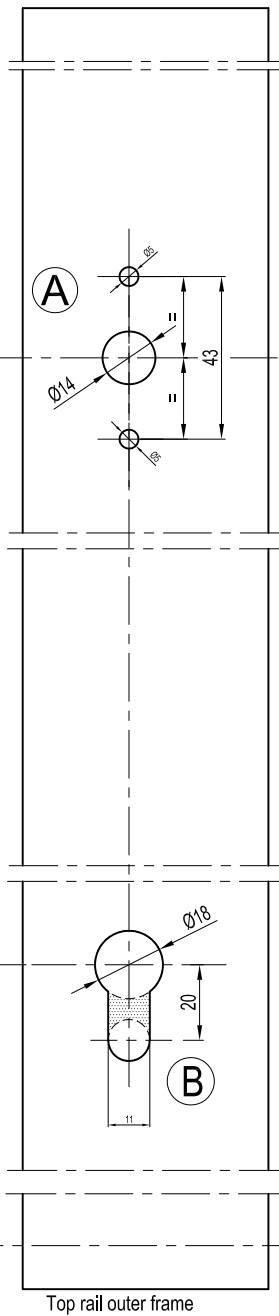
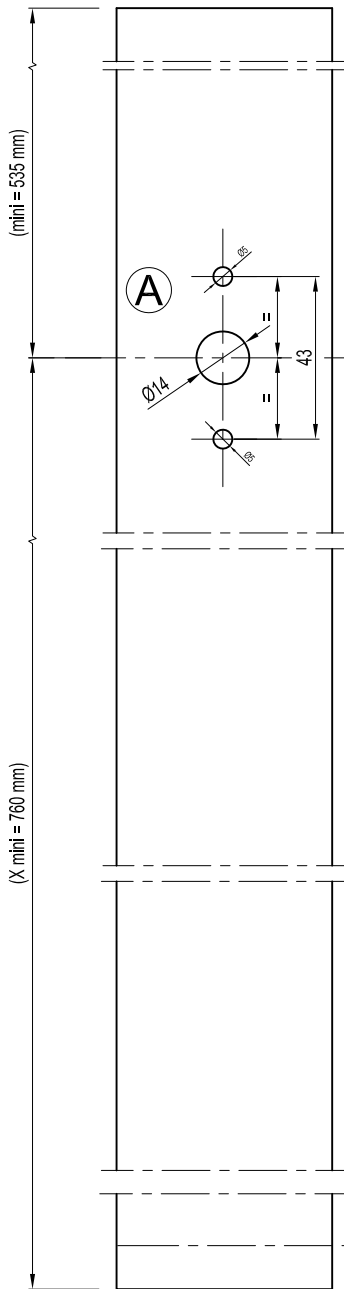
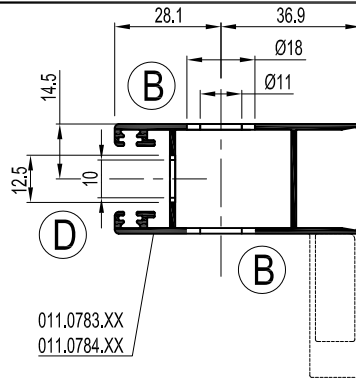
Intérieur / Inside		Carré Spindle	Feuille / Rebate	Extérieur / Outside	
Sans renfort Not reinforced	Avec renfort Reinforced			Sans renfort Not reinforced	Avec renfort Reinforced
<p>022.5476.PA</p> <p>022.5477.PA</p> <p>022.5478.PA</p> <p>022.5479.PA</p> <p>022.5480.PA</p> <p>022.5481.PA</p>		<p>Carré incus avec la poignée : A Recouper à 26mm</p>	<p>062.7174.-- SANS CYLINDRE without cylinder</p> <p>062.7898.-- + 3 x</p>		
<p>022.5486.PA</p> <p>022.5487.PA</p> <p>022.5489.PA</p> <p>022.5490.PA</p>				<p>022.5407.--</p>	
<p>022.5476.PA</p> <p>022.5477.PA</p> <p>022.5478.PA</p> <p>022.5479.PA</p> <p>022.5480.PA</p> <p>022.5481.PA</p>		<p>Carré incus avec la poignée : A Recouper à 28mm</p>	<p>062.7176.-- AVEC CYLINDRE with cylinder</p> <p>062.7898.-- + 3 x</p> <p>062.7195.-- ou 062.7196.--</p> <p>022.5491.PA</p>	<p>022.5476.PA</p> <p>022.5477.PA</p> <p>022.5478.PA</p> <p>022.5479.PA</p> <p>022.5480.PA</p> <p>022.5481.PA</p>	
<p>022.5486.PA</p> <p>022.5487.PA</p> <p>022.5489.PA</p> <p>022.5490.PA</p>				<p>022.5425.--</p>	



Info-produits 18-0013



Montage du cylindre impossible sur ce profil
Cylinder assembly impossible on this profile



Dans tous les cas
Process in all cases

Dans tous les cas
Process in all cases

Usage seulement si
serrure avec cylindre
Processing only for lock
with cylinder

Sommet du rail de dormant
Top rail outer frame

A B C D

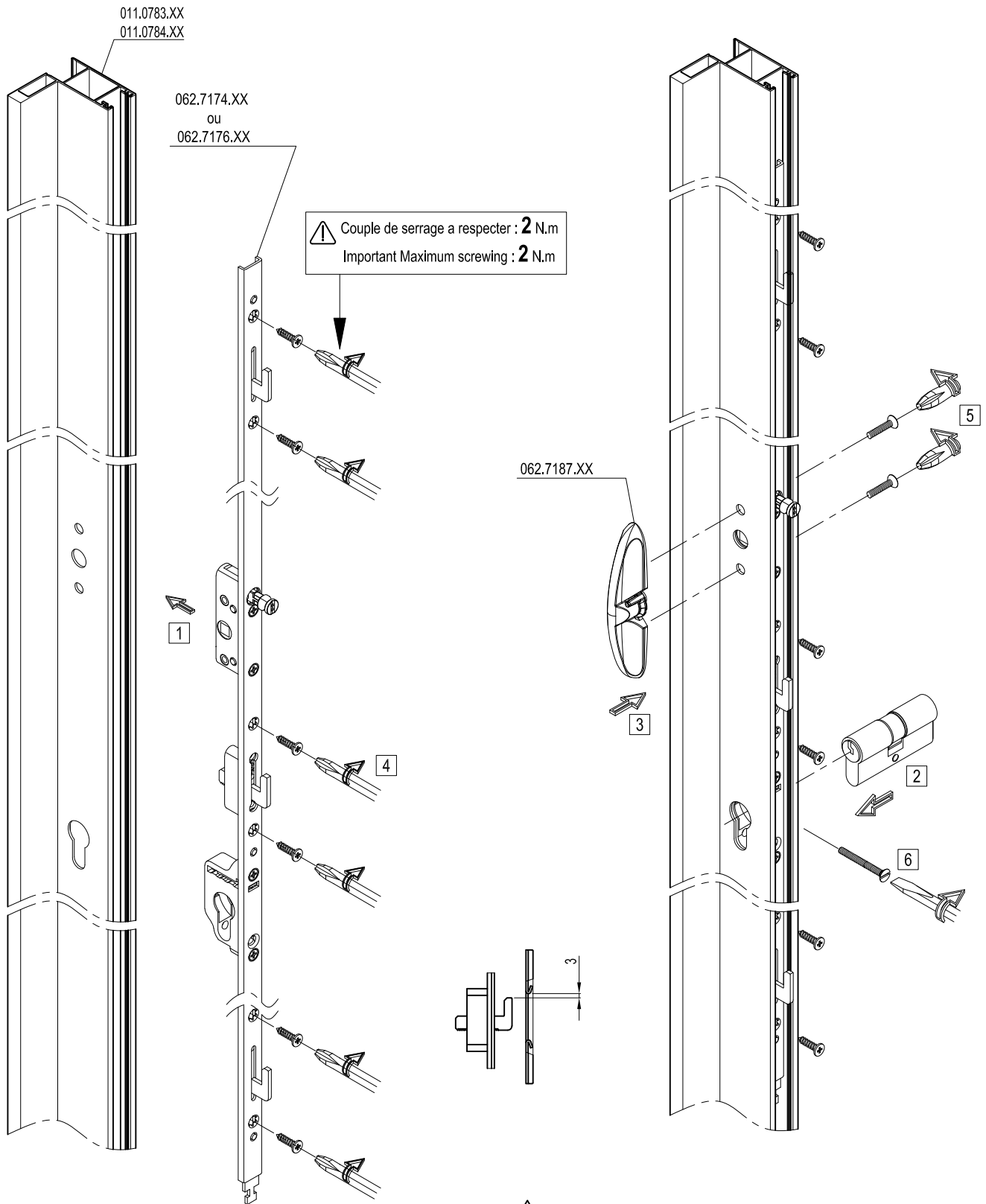
GABARIT DE PERÇAGE
BORING JIG

097.0758.00



Surface à fraiser
Process with milling cutter

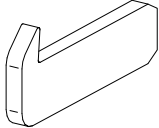

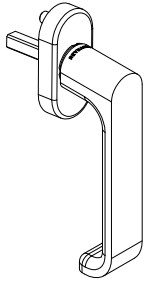
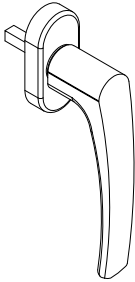
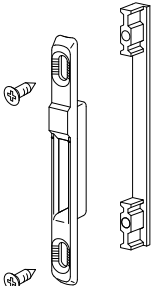
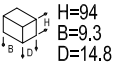
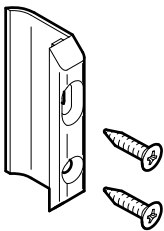
Echelle - Scale
1/2



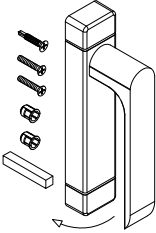
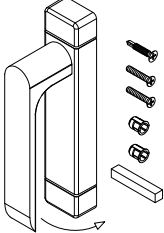
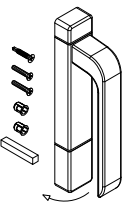
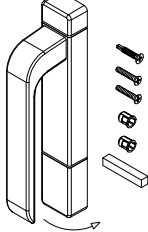
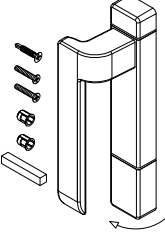
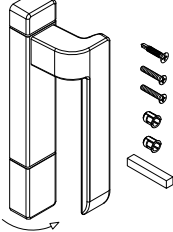
S'assurer de la bonne mise en place et du bon fonctionnement avant le vissage.
Check right positioning and correct use before screwing



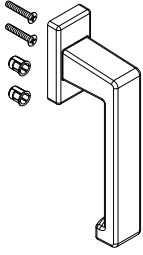
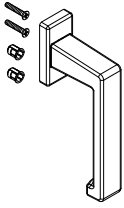
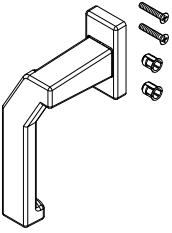
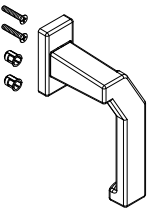
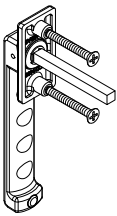
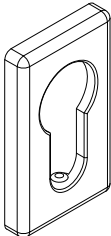






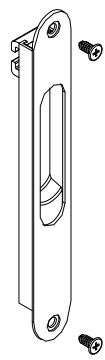
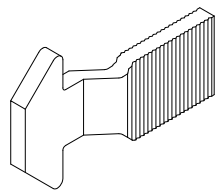
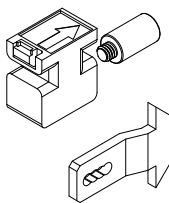
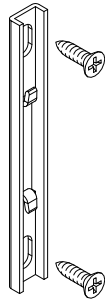
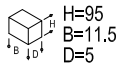
 	<p>022.5075.--</p> <p>CROCHET 30MM HOOK 30MM</p>	<p>CP 45Pa</p>		
	<p>022.5434.PA</p> <p>POIGNEE HANDLE</p>	<p>CP 45Pa</p>		
	<p>022.5446.71</p> <p>POIGNEE HANDLE</p>	<p>CP 45Pa</p>		
 	<p>062.6723.14</p> <p>GACHE RECEIVER</p>	<p>CP 45Pa</p>		
	<p>062.8001.17</p> <p>GACHE RECEIVER</p>	<p>CP 45Pa</p>		



 <p>161 60 32</p>	<p>022.5476.PA</p> <p>POIGNEE DROITE 19° - 161MM 19° - 161MM HANDLE RIGHT 19° - 161MM 19° - 161MM</p>	<p>CP 45PA CP 50 CP 68 CP 68-IN</p>		
 <p>161 60 32</p>	<p>022.5477.PA</p> <p>POIGNEE GAUCHE 19° - 161MM 19° - 161MM HANDLE LEFT 19° - 161MM 19° - 161MM</p>	<p>CP 45PA CP 50 CP 68 CP 68-IN</p>		
 <p>190 60.5 32</p>	<p>022.5478.PA</p> <p>POIGNEE DROITE 19° - 190MM 19° - 190MM HANDLE RIGHT 19° - 190MM 19° - 190MM</p>	<p>CP 45PA CP 50 CP 68 CP 68-IN</p>		
 <p>190 60.5 32</p>	<p>022.5479.PA</p> <p>POIGNEE GAUCHE 19° - 190MM 19° - 190MM HANDLE LEFT 19° - 190MM 19° - 190MM</p>	<p>CP 45PA CP 50 CP 68 CP 68-IN</p>		
 <p>190 60.5 47.5</p>	<p>022.5480.PA</p> <p>POIGNEE DROITE 19° - D190MM 19° - D190MM HANDLE RIGHT 19° - D190MM 19° - D190MM</p>	<p>CP 45PA CP 50 CP 68 CP 68-IN</p>		
 <p>190 60.5 47.5</p>	<p>022.5481.PA</p> <p>POIGNEE GAUCHE 19° - D190MM 19° - D190MM HANDLE LEFT 19° - D190MM 19° - D190MM</p>	<p>CP 45PA CP 50 CP 68 CP 68-IN</p>		



 <p>148 29.5 57</p>	<p>022.5486.PA</p> <p>POIGNEE 57MM 57MM HANDLE 57MM 57MM</p>	<p>CP 45PA CP 50 CP 68 CP 68-IN</p>		
 <p>148 29.5 68</p>	<p>022.5487.PA</p> <p>POIGNEE 68MM 68MM HANDLE 68MM 68MM</p>	<p>CP 45PA CP 50 CP 68 CP 68-IN</p>		
 <p>148 49 68</p>	<p>022.5489.PA</p> <p>POIGNEE DROITE 68MM 68MM HANDLE RIGHT 68MM 68MM</p>	<p>CP 45PA CP 50 CP 68 CP 68-IN</p>		
 <p>148 49 68</p>	<p>022.5490.PA</p> <p>POIGNEE GAUCHE 68MM 68MM HANDLE LEFT 68MM 68MM</p>	<p>CP 45PA CP 50 CP 68 CP 68-IN</p>		
 <p>148 29.5 20</p>	<p>022.5488.PA</p> <p>POIGNEE 20MM 20MM HANDLE 20MM 20MM</p>	<p>CP 45PA CP 50 CP 68 CP 68-IN</p>		
 <p>29 50 6</p>	<p>022.5491.PA</p> <p>ROSACE FU 29x50MM FU 29x50MM CYLINDER COVER FU 29x50MM FU 29x50MM</p>	<p>CP 45PA CP 50 CP 68 CP 68-IN</p>		

				
	<p>022.5443.XX</p> <p>BASE FERMETURE BASIC CLOSER AUTOMATIC</p>	<p>CP 45Pa</p>		
	<p>022.5444.--</p> <p>CROCHET HOOK</p>	<p>CP 45Pa</p>		
	<p>062.7870.--</p> <p>CROCHET 31MM HOOK 31MM</p>	<p>CP 45Pa CP 50 (GR) CP 45Pa (GR)</p>		
 	<p>062.7898.--</p> <p>GACHE RECEIVER</p>	<p>CP 45Pa CP 50 (GR) CP 45Pa (GR)</p>		

D1038473