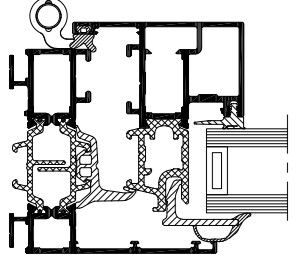


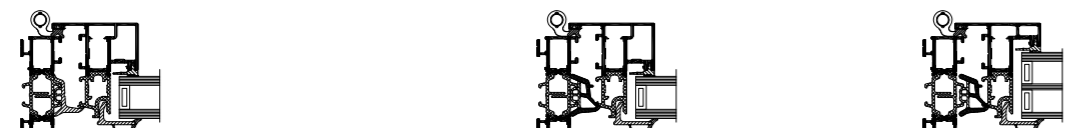
TS 68-HV WINDOWS HIDDEN VENT- BUILDING CONNECTION

TS 68-HV GETEKEND
 TS 68-HV DESSINE
 TS 68-HV DRAWN
 TS 68-HV GEZEICHENET




ISOLATIE VARIANT TS 68-HV
 ISOLATION VARIANTE TS 68-HV
 INSULATION VARIANT TS 68-HV
 ISOLATION VARIANTE TS 68-HV

TS 68-HV STANDARD TS 68-HV-HI TS 68-HV-HI




PROFIELOVERZICHT
 APERCU DES PROFILES
 PROFILE OVERVIEW
 PROFILUEBERSICHT




TS 68-HV_Window_Inward Opening.dwg

HULPPROFIELEN
 PROFILES COMPLEMENTAIRES
 ADDITIONAL PROFILES
 ZUSATZPROFILE



TS 68-HV_Window_Additional profiles.dwg

BOUWAANSLUITINGEN
 RACCORDEMENTS AU BATIMENT
 BUILDING CONNECTIONS
 BAUANSCHLUESSE



TS 68-HV_Window_Building Connection.dwg

